

Low Dropout Regulators

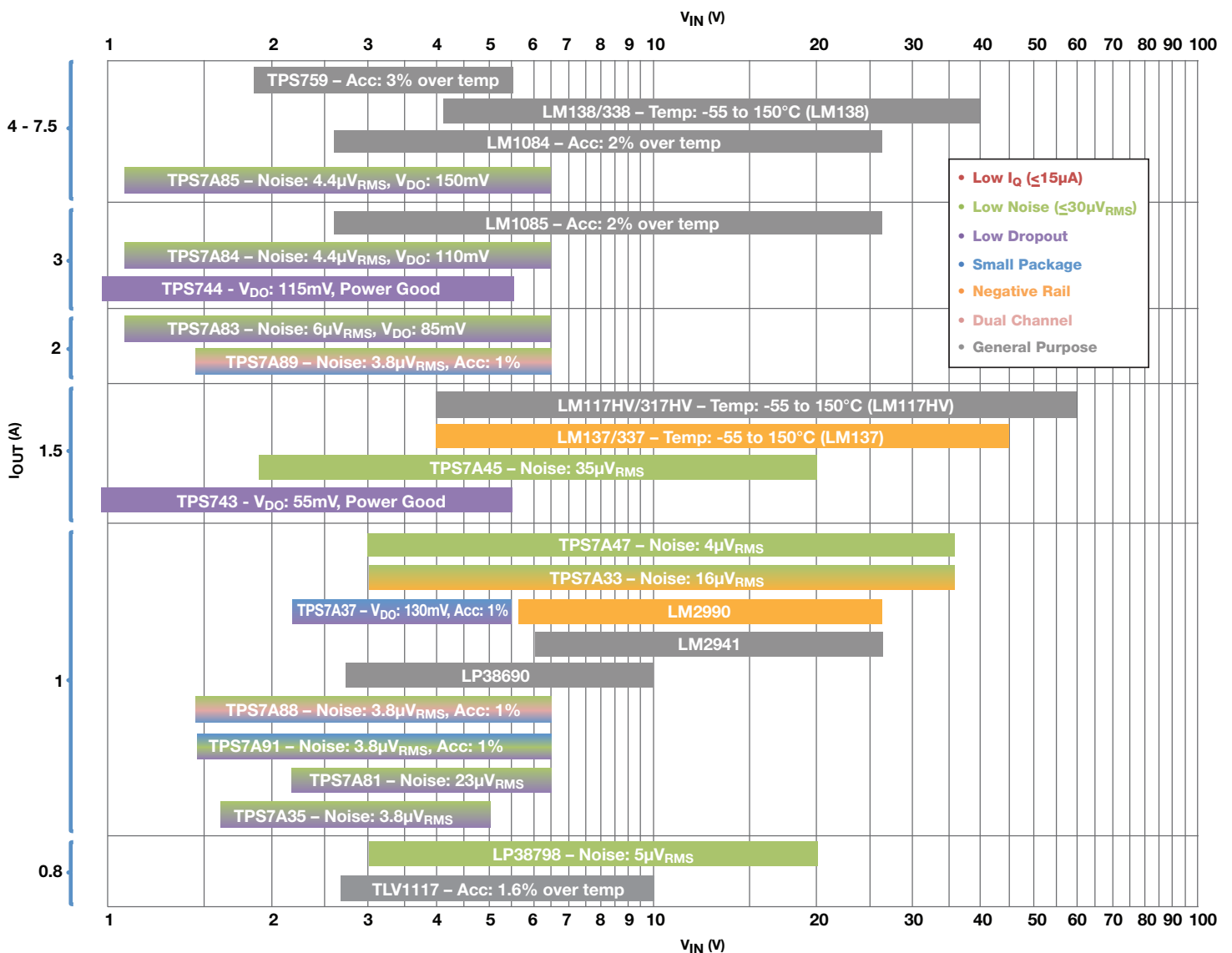
Quick Reference Guide



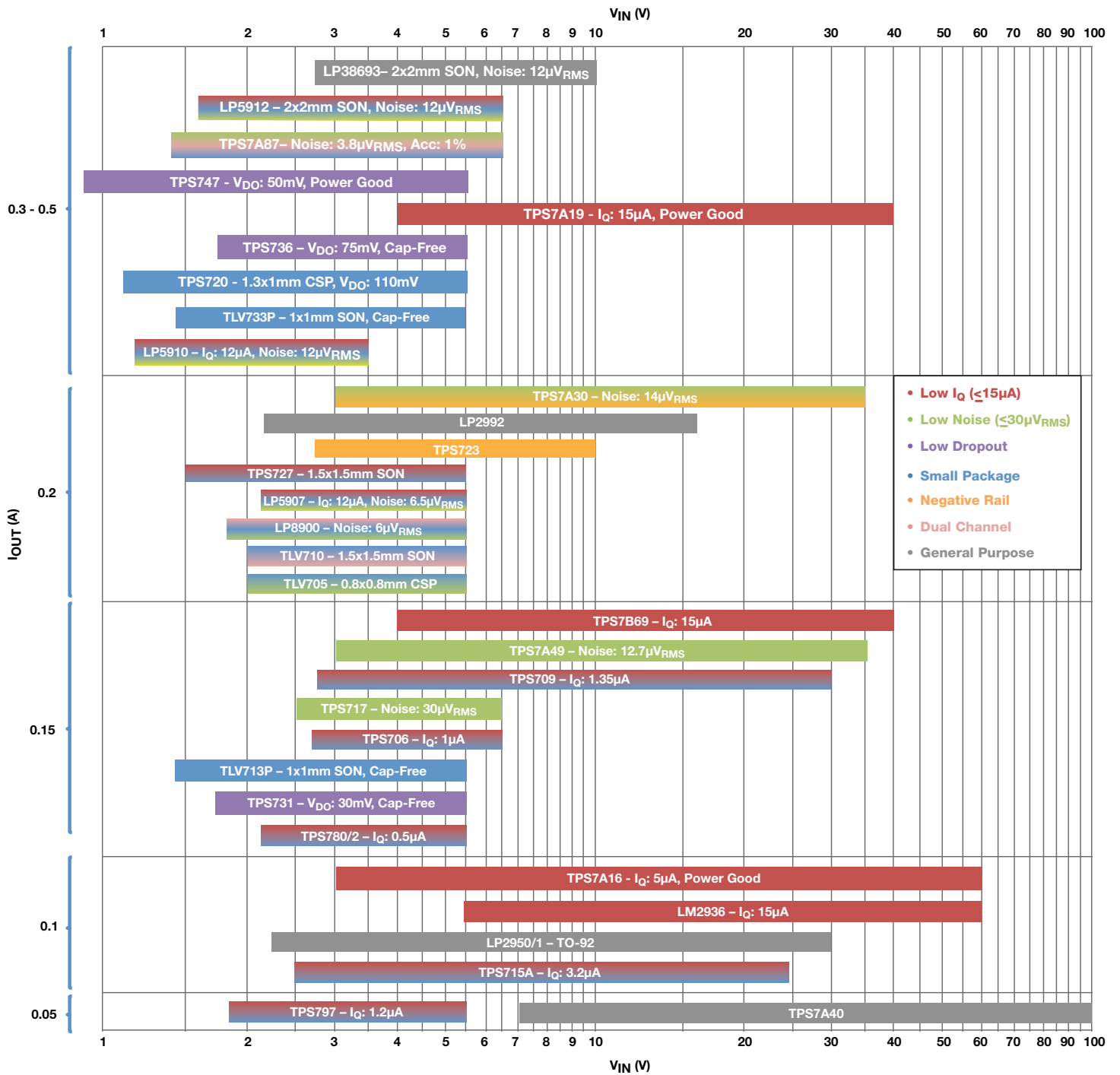
Low dropout linear regulators (LDOs) are a simple, effective way to regulate an output voltage powered from a higher input voltage. The most critical LDO parameters are input voltage range, output voltage, output current, dropout voltage, packaging size, power dissipation capability, and noise. In this quick reference guide you will find TI's most popular LDOs and linear voltage regulators for any kind of application, including industrial, personal electronics, communications equipment and automotive.

To see the complete LDO portfolio:
www.ti.com/ldo

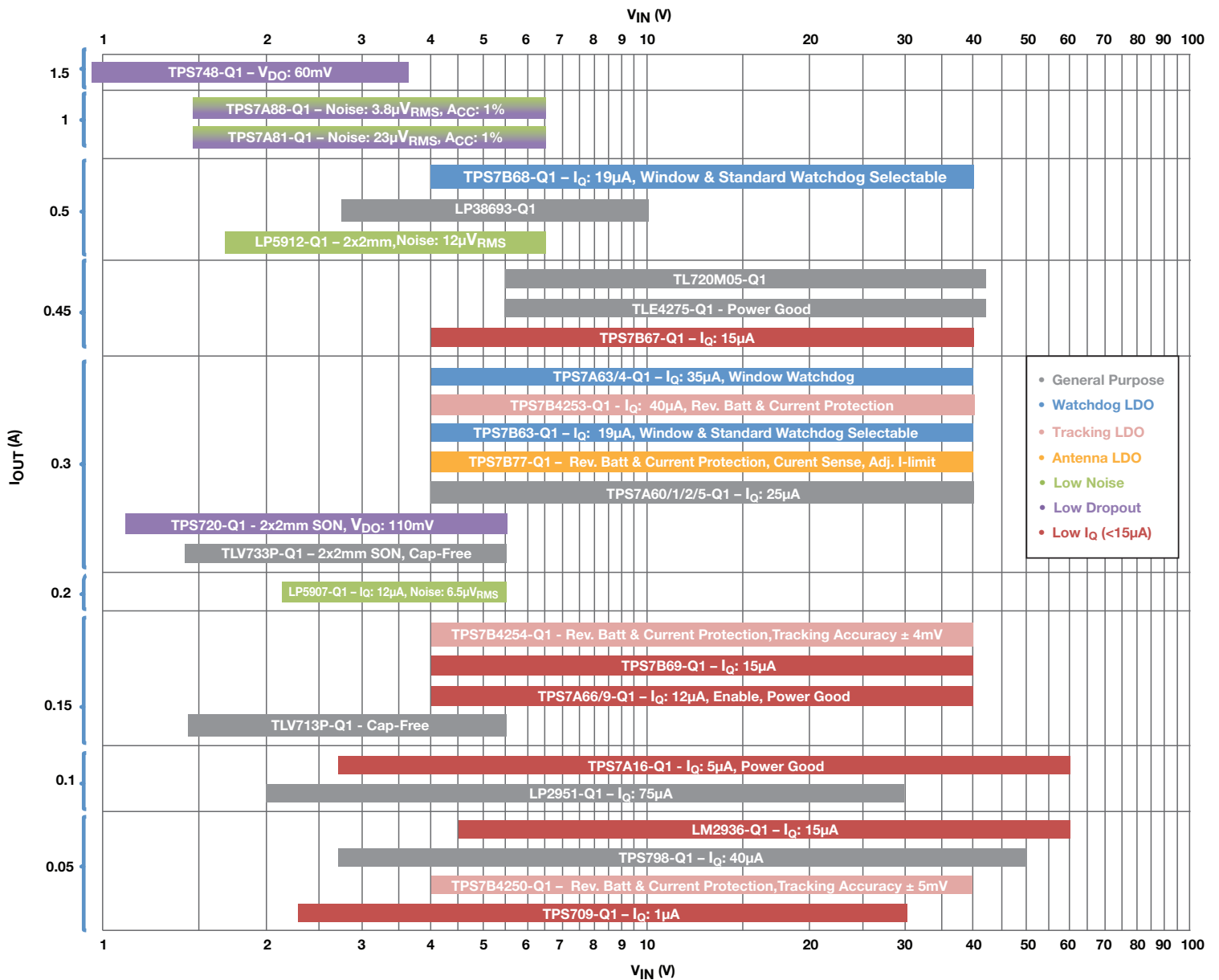
LDOs for Industrial, Personal Electronics, Communications Equipment and more



LDOs for Industrial, Personal Electronics, Communications Equipment and more (continued)



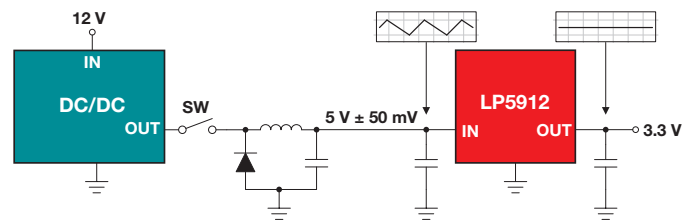
Automotive (AEC-Q100) LDOs



Why LDOs?

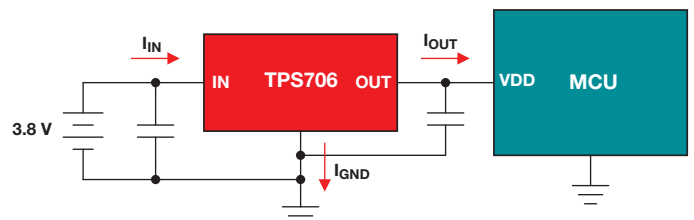
Low noise and high PSRR

LDOs are able to filter ripple and power supply noise in addition to voltage regulation. A low-noise, high-PSRR LDO generates a clean DC rail that prevents the rest of the power supply from compromising the performance of signal conditioning, clocking, and other analog loads.



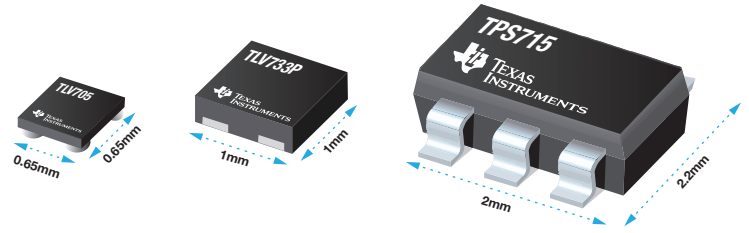
Low quiescent current (I_Q)

A low I_Q LDO allows for regulation from the battery while minimizing current draw and maximizing battery life. Low I_Q LDOs are often paired with low-power microcontrollers.



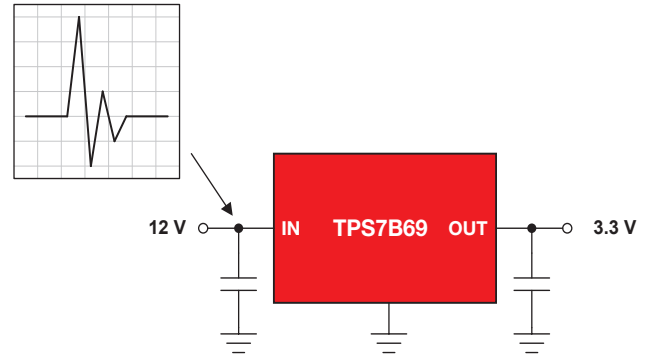
Small package size

TI LDOs come in a variety of sizes and types of packages, including chip-scale, unlead, leaded and wettable-flank packages. A small solution size allows for optimal board density.



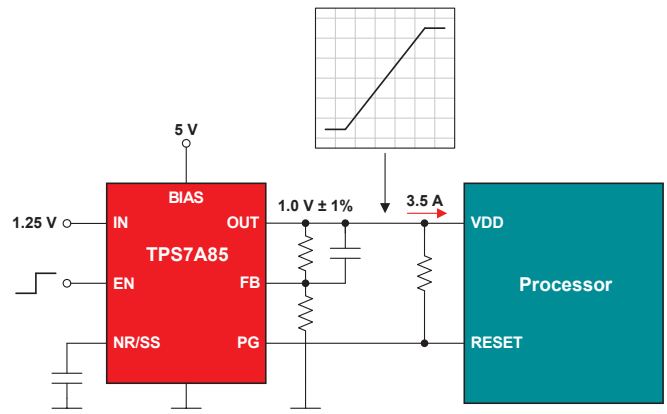
Wide input voltage (V_{IN}) range

Many voltage rails are prone to transient spikes during startup or normal operation. TI's wide V_{IN} LDOs are able to accommodate these transient voltages without additional protection or external circuitry.



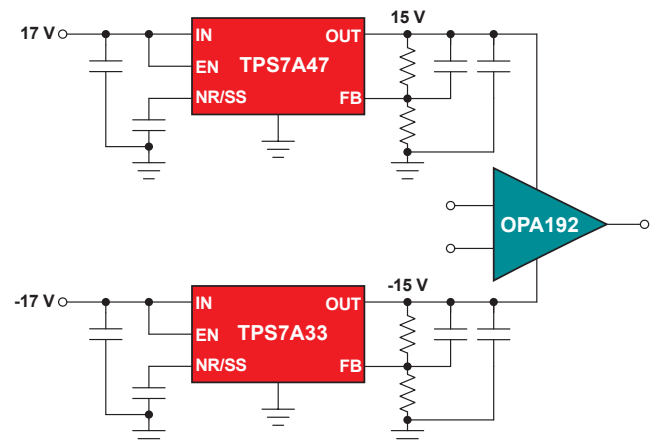
Powering processors and FPGAs

Accurate power supplies with good transient response characteristics are required for many processors and FPGAs. TI's LDOs satisfy these requirements while also offering high current capability, ultralow dropout and monotonic startup.



Powering signal conditioning circuits

Many signal-conditioning devices, like amplifiers, require dual supply (\pm) voltages. Many TI LDOs are available in complementary pairs for generating low-noise positive and negative supply rails.



Design factors

- **Dropout voltage (V_{DO})** – The minimum differential V_{IN} must maintain above V_{OUT} for proper regulation. Dropout determines how efficiently an LDO may operate while still maintaining output voltage regulation.
- **Package** – TI's LDOs are available in chip-scale, leaded (ex. SOT23-3), and unlead (ex. X2SON) packages. The smallest LDOs in TI's portfolio are 0.65 mm x 0.65 mm.
- **Ground current (I_{GND})** – The current the LDO consumes as part of operation. When there is a light load, or none at all, this is referred to as quiescent current (I_Q). Minimizing ground current is critical to extending battery life and ensuring more efficient system operation.
- **Output noise** – The internal noise generated by the LDO that manifests at the output. A low-noise output is critical to ensuring optimal performance for analog and clocking circuitry.
- **Power supply rejection ratio (PSRR)** – The measurement of an LDO's ability to reject AC elements like ripple voltage. High PSRR over a wide bandwidth is critical to attenuating switching noise and generating a clean DC rail.
- **Output accuracy** – The output voltage deviation. Accuracy is affected by temperature, the input voltage, the output current, and manufacturing variations.
- **Enable (EN)** – Enables or disables the output of the LDO. Also known as Shutdown (SHDN), disabling the device minimizes ground current when regulation is not required.
- **Power good (PG)** – An open-drain output that signals the output voltage has almost reached its target value. A PG output can be used to keep a microcontroller in reset or to sequence additional power supplies.
- **Transient response** – The output response to a change in input voltage or load current. Having the output voltage respond quickly to changes in load or line voltage with minimal ringing is critical when powering sensitive analog and digital loads.
- **Soft-start (SS)** – Controls the slew rate of the output during startup. A controlled, monotonic startup is required to combat inrush current stemming from capacitive loads.
- **Noise-reduction (NR)** – Reduces the noise emanating from the internal reference voltage. Adding a capacitor at this pin forms a low-pass filter that reduces output noise.
- **Bias voltage** – An auxiliary rail for achieving lower dropout. LDOs with an NMOS architecture require a bias voltage or an internal charge pump to achieve low dropout at low output voltages.
- **Thermal resistance (θ_{JA})** – The relationship between power dissipation and the resultant junction temperature increase. Low thermal resistance is key to avoiding entering thermal shutdown as a result of regulation. Packages with a thermal pad or heat slug typically have the lowest θ_{JA} values.
- **Thermal shutdown** – An internal protection circuit that disables the output of the LDO when junction temperature becomes too high. Thermal shutdown is triggered by excess dissipation across the LDO and/or hot ambient temperatures.
- **AEC-Q100 qualification** – Many of TI's LDOs are qualified for use in automotive applications. This is indicated by a "-Q1" suffix. Other devices can be qualified upon request.

The platform bar is a trademark of Texas Instruments.

All other trademarks are the property of their respective owners.

© 2017 Texas Instruments Incorporated



SLYT228N

IMPORTANT NOTICE FOR TI DESIGN INFORMATION AND RESOURCES

Texas Instruments Incorporated ("TI") technical, application or other design advice, services or information, including, but not limited to, reference designs and materials relating to evaluation modules, (collectively, "TI Resources") are intended to assist designers who are developing applications that incorporate TI products; by downloading, accessing or using any particular TI Resource in any way, you (individually or, if you are acting on behalf of a company, your company) agree to use it solely for this purpose and subject to the terms of this Notice.

TI's provision of TI Resources does not expand or otherwise alter TI's applicable published warranties or warranty disclaimers for TI products, and no additional obligations or liabilities arise from TI providing such TI Resources. TI reserves the right to make corrections, enhancements, improvements and other changes to its TI Resources.

You understand and agree that you remain responsible for using your independent analysis, evaluation and judgment in designing your applications and that you have full and exclusive responsibility to assure the safety of your applications and compliance of your applications (and of all TI products used in or for your applications) with all applicable regulations, laws and other applicable requirements. You represent that, with respect to your applications, you have all the necessary expertise to create and implement safeguards that (1) anticipate dangerous consequences of failures, (2) monitor failures and their consequences, and (3) lessen the likelihood of failures that might cause harm and take appropriate actions. You agree that prior to using or distributing any applications that include TI products, you will thoroughly test such applications and the functionality of such TI products as used in such applications. TI has not conducted any testing other than that specifically described in the published documentation for a particular TI Resource.

You are authorized to use, copy and modify any individual TI Resource only in connection with the development of applications that include the TI product(s) identified in such TI Resource. NO OTHER LICENSE, EXPRESS OR IMPLIED, BY ESTOPPEL OR OTHERWISE TO ANY OTHER TI INTELLECTUAL PROPERTY RIGHT, AND NO LICENSE TO ANY TECHNOLOGY OR INTELLECTUAL PROPERTY RIGHT OF TI OR ANY THIRD PARTY IS GRANTED HEREIN, including but not limited to any patent right, copyright, mask work right, or other intellectual property right relating to any combination, machine, or process in which TI products or services are used. Information regarding or referencing third-party products or services does not constitute a license to use such products or services, or a warranty or endorsement thereof. Use of TI Resources may require a license from a third party under the patents or other intellectual property of the third party, or a license from TI under the patents or other intellectual property of TI.

TI RESOURCES ARE PROVIDED "AS IS" AND WITH ALL FAULTS. TI DISCLAIMS ALL OTHER WARRANTIES OR REPRESENTATIONS, EXPRESS OR IMPLIED, REGARDING TI RESOURCES OR USE THEREOF, INCLUDING BUT NOT LIMITED TO ACCURACY OR COMPLETENESS, TITLE, ANY EPIDEMIC FAILURE WARRANTY AND ANY IMPLIED WARRANTIES OF MERCHANTABILITY, FITNESS FOR A PARTICULAR PURPOSE, AND NON-INFRINGEMENT OF ANY THIRD PARTY INTELLECTUAL PROPERTY RIGHTS.

TI SHALL NOT BE LIABLE FOR AND SHALL NOT DEFEND OR INDEMNIFY YOU AGAINST ANY CLAIM, INCLUDING BUT NOT LIMITED TO ANY INFRINGEMENT CLAIM THAT RELATES TO OR IS BASED ON ANY COMBINATION OF PRODUCTS EVEN IF DESCRIBED IN TI RESOURCES OR OTHERWISE. IN NO EVENT SHALL TI BE LIABLE FOR ANY ACTUAL, DIRECT, SPECIAL, COLLATERAL, INDIRECT, PUNITIVE, INCIDENTAL, CONSEQUENTIAL OR EXEMPLARY DAMAGES IN CONNECTION WITH OR ARISING OUT OF TI RESOURCES OR USE THEREOF, AND REGARDLESS OF WHETHER TI HAS BEEN ADVISED OF THE POSSIBILITY OF SUCH DAMAGES.

You agree to fully indemnify TI and its representatives against any damages, costs, losses, and/or liabilities arising out of your non-compliance with the terms and provisions of this Notice.

This Notice applies to TI Resources. Additional terms apply to the use and purchase of certain types of materials, TI products and services. These include; without limitation, TI's standard terms for semiconductor products (<http://www.ti.com/sc/docs/stdterms.htm>), [evaluation modules](#), and [samples](http://www.ti.com/sc/docs/sampterm.htm) (<http://www.ti.com/sc/docs/sampterm.htm>).

Mailing Address: Texas Instruments, Post Office Box 655303, Dallas, Texas 75265
Copyright © 2017, Texas Instruments Incorporated